











































	Part Number/ Description Code	Description
	1127DZ	Splice for elliptical waveguide 127
	1127SC	Fixed-tuned WR75 Pressurizable Cover Flange for elliptical waveguide 127
	1127SCM	Fixed-tuned PBR120 for elliptical waveguide 127
	1127SEM	Fixed-tuned PDR120 for elliptical waveguide 127
	1132DZ	Splice for elliptical waveguide 132
	1132SC	Fixed-tuned UG-541/U for elliptical waveguide 132
	1132SCM	Fixed-tuned PBR140 for elliptical waveguide 132
	1132SEM	Fixed-tuned PDR140 for elliptical waveguide 132
	117ET	Tunable CPR430G for elliptical waveguide 17
	117RT	Tunable 7/8 in EIA Flange Right Angle for elliptical waveguide 17
	117RT-3	Tunable 7/8 in EIA Flange Right Angle Connector for elliptical waveguide 17
	1180DZ	Splice for elliptical waveguide 180
	1180SC	Fixed-tuned UG-595/U for elliptical waveguide 180
	1180SCM	Fixed-tuned PBR220 for elliptical waveguide 180
	120E	Non-tunable CPR340G for elliptical waveguide 20
	120Z	Splice for elliptical waveguide 20
	1220ASC	Fixed-tuned UG-595/U for elliptical waveguide 220

	1220ASCM	Fixed-tuned PBR220 for elliptical waveguide 220
 No Image	1220DZ	Splice for elliptical waveguide 220
 No Image	1240DZ	Splice for elliptical waveguide 240
	1240SCM	Fixed-tuned PBR220 for elliptical waveguide 240
 No Image	128AE	Non-tunable CPR284G for elliptical waveguide 28
 No Image	137DZ	Splice for elliptical waveguide 37
	137SE	Non-tunable CPR229G for elliptical waveguide 37
	137SEM	Fixed-tuned PDR40 for elliptical waveguide 37
	Part Number/ Description Code	Description
	143DZ	Splice for elliptical waveguide 43
 No Image	143SC	Fixed-tuned UG-149/U for elliptical waveguide 43
 No Image	143SE	Fixed-tuned CPR187G for elliptical waveguide 43
 No Image	143SEM	Fixed-tuned PDR48 for elliptical waveguide 43
 No Image	152DZ	Splice for elliptical waveguide 52
	152SE	Fixed-tuned CPR159G for elliptical waveguide 52
 No Image	152SEM	Fixed-tuned PDR58 for elliptical waveguide 52
 No Image	163DZ	Splice for elliptical waveguide 63
	163SC	Fixed-tuned UG-344/U for elliptical waveguide 63

	163SE	Fixed-tuned CPR137G for elliptical waveguide 63
	163SEM	Fixed-tuned PDR70 for elliptical waveguide 63
 No Image	164DZ	Splice for elliptical waveguide 64
 No Image	164SC	Fixed-tuned UG-344/U for elliptical waveguide 64
	164SE	Fixed-tuned CPR137G for elliptical waveguide 64
	164SEM	Fixed-tuned PDR70 for elliptical waveguide 64
	177DZ	Splice for elliptical waveguide 77
 No Image	177SC	Fixed-tuned UG-51/U for elliptical waveguide 77
	177SCM	Fixed-tuned PBR84 for elliptical waveguide 77
	177SE	Fixed-tuned CPR112G for elliptical waveguide 77
	177SEM	Fixed-tuned PDR84 for elliptical waveguide 77
	185AZ	Splice for elliptical waveguide 85
	185BC	Fixed-tuned UG-39/U for elliptical waveguide 85
 No Image	190DZ	Splice for elliptical waveguide 90
 No Image	190SC	Fixed-tuned UG-39/U for elliptical waveguide 90
	190SCM	Fixed-tuned PBR100 for elliptical waveguide 90
	Part Number/ Description Code	Description
	190SE	Fixed-tuned CPR90G for elliptical waveguide 90

	190SEM	Fixed-tuned PDR100 for elliptical waveguide 90
	2132DEMT	Tunable PDR120 for elliptical waveguide 132
	2132SC	Fixed-tuned WR75 Pressurizable Cover Flange for elliptical waveguide 132
	2132SCM	Fixed-tuned PBR120 for elliptical waveguide 132
	2132SEM	Fixed-tuned PDR120 for elliptical waveguide 132
	2180SEM	Fixed-tuned PDR180 for elliptical waveguide 180
	252SE	Fixed-tuned CPR137G for elliptical waveguide 52
	252SEM	Fixed-tuned PDR70 for elliptical waveguide 52
	264SE	Fixed-tuned CPR112G for elliptical waveguide 64
	264SEM	Fixed-tuned PDR84 for elliptical waveguide 64
	277SEM	Fixed-tuned PDR70 for elliptical waveguide 77
	290SC	Fixed-tuned WR75 Pressurizable Cover Flange for elliptical waveguide 90